

Bufftech®

Molded and Extruded Fence Products



CertainTeed
SAINT-GOBAIN

The Bufftech® Advantage

Two innovative product lines under one great brand

Long-lasting beauty, superior performance and the best protection you can get – that’s the Bufftech Advantage. Bufftech fence comes in an array of sophisticated styles, complementary colors and authentic TrueTexture™ finishes along with premium features to ensure it will outlast and outperform the competition. Bufftech also features a superior warranty including ColorLast® fade protection.

Molded Fence

Bufftech has reinvented fence manufacturing with its patented design of rotationally-molded fence, allowing realistic granite-stone and deep-grain wood textures molded from real wood and stone. Molded fence has very high impact-resistance and excellent sound absorption for quiet and secure outdoor living spaces and yards. These extremely durable privacy fences also offer fade-resistant colors and steel-reinforced sections.

Extruded Fence

Bufftech extruded fence is the undisputed leader in style, color and texture. Our innovative textures are molded from real wood and stucco to deliver the most authentic look available today. Fade-resistant colors, high-quality accessories, durable hardware and steel reinforced rails ensure a long-lasting installation. Extruded fence also offers SureStart™ protection, an exclusive CertainTeed benefit covering warranted repair and replacement costs, including labor, for five years after installation.

On Cover:

Allegheny in Beige Granite

Chesterfield CertaGrain® in Arctic Blend with Spindle Accent



Post & Rail CertaGrain® Texture in Sierra Blend

Colors, Textures & Performance

Bufftech Molded Fence.....	4
Bufftech Extruded Fence.....	12

Privacy (Molded)

Allegheny™.....	6
Sherwood™.....	8
Gates.....	10
Accessories.....	11

Privacy (Extruded)

Brookline CertaGrain® & Smooth.....	14
Galveston CertaGrain® & Smooth.....	16
Chesterfield CertaGrain®.....	18
Chesterfield CertaGrain® Decorative Accents & Styles.....	20
Chesterfield CertaStucco™.....	22
Chesterfield Smooth.....	24
New Lexington.....	28

Semi-Private

Breezewood.....	32
Imperial.....	34
Columbia.....	36
Millbrook.....	37

Contemporary

Baron.....	38
Princeton.....	40
Countess.....	42
Victorian.....	43

Classic

Manchester.....	44
-----------------	----

Traditional

Danbury.....	46
Rothbury.....	48
Cape Cod.....	49

Post & Rail

4-Rail.....	50
3-Rail.....	52
2-Rail.....	53
Crossbuck.....	53

Extruded Gates.....	54
---------------------	----

Extruded Accessories.....	56
---------------------------	----

Arbors.....	57
-------------	----

Specifications.....	58
---------------------	----



Bufftech® Molded Fence

The Bufftech Advantage starts with details.

Patented Construction

Rotationally-molded allowing realistic granite-stone appearance and dramatic wood texture.

Internal Reinforcement

with galvanized steel to withstand significant impact or wind load without compromising aesthetics.

Sound Barrier

Blocks 98% of direct sound.


Color & Texture

Bufftech fence products set the standard for the latest innovations in decorative privacy. From our proprietary manufacturing process to our vibrant colors, CertainTeed is the undisputed leader in color and texture. Our TrueTexture™ finish is molded from real wood, stone and stucco to deliver the most authentic look available today. Plus, Bufftech is virtually maintenance-free, and never needs staining or painting. For complete style and color specifications, see page 59.

Allegheny™



Sherwood™



Colors throughout this brochure are simulated. Consult product samples before making final selection.

Performance

Bufftech's molded fence is made with a proprietary blend of polyethylene plastic and is reinforced with galvanized steel. Our extremely durable fence creates solid privacy and security without compromising aesthetics.



Backed by CertainTeed's exclusive WindZone™ performance, Bufftech fence is engineered for use in high wind and hurricane conditions, as approved by Miami-Dade County NOA #18-0208.02*. Recognized as the most stringent standards in the country, Miami-Dade test protocols include dynamic wind load testing up to 115 mph.



The Bufftech line meets requirements of the ASTM and includes styles that comply with local codes for swimming pool applications. Check with your local building code official as local codes may vary.



Allegheny panels block 98% of direct sound, with an (STC) sound transmission class of 26, to create quiet spaces.

*Miami-Dade County-approved NOA #18-0208.02, for exceptional performance in high wind conditions. To comply with WindZone Performance, additional items are needed for installation. Please reference our product catalog. Expires 4/4/2023.

Peace of Mind

CertainTeed stands behind the Bufftech molded fence line with an exceptional lifetime limited warranty.



Bufftech Sherwood and Allegheny have CertainTeed's ColorLast® fade protection. UV inhibitors protect against the sun's harsh rays to maintain vibrant colors. Our polymers have been tested to withstand extreme weather conditions with little or no fading.

Graffiti resistance makes removing graffiti easy by using a high-powered pressure washer.



CertainTeed is actively pursuing strategies to reduce our environmental impact, while increasing the sustainability of our operations and products. CertainTeed conducted a Life Cycle Assessment (LCA) that was submitted to the National Institute of Standards and Technology (NIST) and was published in the building product LCA database, BEES (Building for Environmental and Economic Sustainability).



A company you can trust. For more than 100 years, homeowners and building professionals alike have relied on CertainTeed as a trusted source of innovative, high-quality building products. Bufftech® continues this long-standing tradition with its superior fence line, proudly made in the U.S.A.



Allegheny



STC 26


Bufftech's patented design of rotationally-molded fence allows realistic stone appearance and superior performance. Allegheny has excellent impact-resistance and creates an excellent sound barrier.

Panel Sizes: 3' x 6', 6' x 6', 4' x 8'

Heights: 3', 4' & 6'

Stackable: 8' & 12'

Steel Reinforced Panels



Allegheny in Beige Granite



4'x 8' and 6'x 6' panels are stackable.



Sherwood

Bufftech's patented design of rotationally-molded fence allows realistic wood appearance and superior performance. Extremely durable, Sherwood provides excellent sound absorption for a quieter outdoor space.

Panel Sizes: 6' x 6', 4' x 8'
Heights: 4' & 6'
Stackable: 8'
Steel Reinforced Panels



Sherwood in Gold Cedar



4'x 8' panels are stackable.

Gates



Allegheny in Beige Granite

1.5" x 1.5" galvanized internal steel frame

Bufftech offers Gates in 3', 4', 5' and 6' widths and may be double hung for 7', 8', 9', 10', 11' or 12' openings.

Gates include premium stainless steel hardware, self-closing hinges and pad lockable latch.



Accessories

MOLDED FENCE



Allegheny in Beige Granite

Caps



Single Cap



Double Cap



Double Cap 45°

Skirts



Corner Post



Line Post



End/Gate Post



Bufftech® Extruded Fence

The Bufftech Advantage starts with details.

Precision Routing assures a clean, realistic look without visible glue or screws.

Heavyweight Pickets provide impact resistance and reduces movement.


Internal Reinforcement limits sagging and maintains a strong and sturdy performance.

Color and Texture leader featuring four finishes and thirteen colors.

Color & Texture

CertainTeed sets the standard for the latest innovations in sophisticated styling. From our proprietary texturing process to our unique shades and stain blends, CertainTeed is the undisputed leader in color and texture. Our TrueTexture™ finish is molded from real wood, stone and stucco to deliver the most authentic look available today. Benefit from the power to mix and match post and picket colors for a more unique look. Plus, Bufftech is virtually maintenance-free, and never needs staining or painting.

CertaStucco™



Almond

For complete style and color specifications, see page 59.

Smooth



Select Cedar



Colors throughout this brochure are simulated. Consult product samples before making final selection.

CertaGrain®



Performance

Bufftech's premium features, including high-quality raw materials, reinforced rails, heavyweight pickets, routed rails and fence posts, and concealed fasteners, ensure it will outlast and outperform other vinyl fences.



Backed by CertainTeed's exclusive WindZone™ performance, Bufftech fence is engineered for use in high wind and hurricane conditions, as approved by Miami-Dade County NOA #18-0313.01*. Recognized as the most stringent standards in the country, Miami-Dade test protocols include dynamic wind load testing up to 115 mph.



The Bufftech line also meets requirements of the ASTM and includes styles that comply with local codes for swimming pool applications. Check with your local building code official as local codes may vary.




Bufftech panels block 98% of direct sound, with an (STC) sound transmission class of 21, to create quiet spaces.

*Miami-Dade County-approved NOA #18-0313.01, for exceptional performance in high wind conditions. To comply with WindZone Performance, additional items are needed for installation. Please reference our product catalog. Expires 3/13/2019.

Peace of Mind

CertainTeed stands behind the Bufftech line with an exceptional lifetime limited transferable warranty. SureStart™ protection, an exclusive CertainTeed benefit, covers warranted repair and replacement costs—including labor, for five years after installation.



CertainTeed also guarantees the performance of Bufftech's darker colors and stain blends with our proprietary ColorLast® fade protection, a state-of-the-art acrylic formulation that provides superior protection from the harsh rays of the sun.



CertainTeed is actively pursuing strategies to reduce our environmental impact, while increasing the sustainability of our operations and products. CertainTeed conducted a Life Cycle Assessment (LCA) that was submitted to the National Institute of Standards and Technology (NIST) and was published in the building product LCA database, BEES (Building for Environmental and Economic Sustainability).



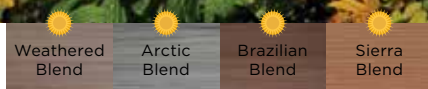
A company you can trust. For more than 100 years, homeowners and building professionals alike have relied on CertainTeed as a trusted source of innovative, high-quality building products. Bufftech® continues this long-standing tradition with its superior fence line, proudly made in the U.S.A.

Brookline



Brookline end channel: White fence receives White end channel while all other fence colors use Black end channels.

Brookline CertaGrain Texture in Sierra Blend




Brookline CertaGrain® Texture



Bufftech's woodgrain texture offers the authentic visual of wood in an easy-to-maintain vinyl design. Both top and bottom rails feature steel reinforcement for added strength and durability.

Heights: 4', 5' & 6'
Picket Style: 7/8" x 7" Tongue & Groove
Post Centers: 6'
Steel Reinforced Top & Bottom Rail



Brookline end channel: White fence receives White end channel while all other fence colors use Black end channels.

Brookline Smooth finish in White

White

Almond

Natural
Clay

Brookline Smooth



Brookline's modern style combines the luxury of complete privacy with durability and low-maintenance. Top rails in ColorLast® colors feature steel reinforcement for added support.

Heights: 4', 5' & 6'

Picket Style: 7/8" x 7" Tongue & Groove

Post Centers: 6'

Steel Reinforced Bottom Rail

Galveston



Improved midrail design
for easier installation.

Note: new design available in
Texture and Smooth

Galveston CertaGrain Texture in Sierra Blend




Galveston CertaGrain® Texture



Available in 7' and 8' heights,
Galveston — our tallest privacy fence offers
the ultimate in complete privacy and is
suitable for commercial applications.

Heights: 7' & 8'
Picket Style: 7/8" x 7" Tongue & Groove
Steel Reinforced Top, Mid & Bottom Rail



Distinctive Deco Rail
Design available with
smooth fence styles.

White

Almond

Galveston Smooth Finish



Heights: 7' & 8'
Picket Style: 7/8" x 7" Tongue & Groove
Steel Reinforced Top, Mid & Bottom Rail



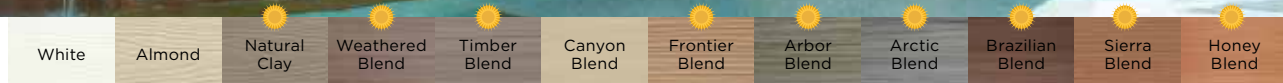
White

Almond

Galveston Smooth Finish with Lattice
and Victorian (not shown)

Heights: 6' 8" plus 1' 4" Accent
Picket Style: 7/8" x 7" Tongue & Groove
Steel Reinforced Top, Mid & Bottom Rail

Chesterfield CertaGrain® Texture



Chesterfield CertaGrain® Texture




Bufftech's authentic woodgrain texture and "multi-chromatic" color blends recreate the natural beauty of stained wood in an easy-to-maintain vinyl design. Top rails in ColorLast® colors feature reinforcement for added strength and durability.

Heights: 4', 5' & 6'
Picket Style: 7/8" x 7" Tongue & Groove
(Canyon Blend and Honey Blend only available in 6')
Steel Reinforced Bottom Rail



Chesterfield CertaGrain Texture in Brazilian Blend



**Freedom to mix and match
post and picket colors.**

Chesterfield CertaGrain Texture in contrasting colors: Brazilian Blend posts and rails with Frontier Blend pickets.

Chesterfield CertaGrain® Texture Decorative Accents and Styles

Customers look to CertainTeed for the latest innovations in style and performance. We're bringing you privacy in a different view with Chesterfield's expanded selection of CertaGrain® Texture Decorative Accents and Styles.

Add a unique, decorative style in one of four rich blend colors with Chesterfield Concave and Convex to make your fence stand out among the rest.



with Convex   STC 21

Heights: 6' and 6-1/2'
Picket Style: 7/8" x 7" Tongue & Groove
Steel Reinforced Bottom Rail



with Concave   STC 21

Heights: 6'
Picket Style: 7/8" x 7" Tongue & Groove
Steel Reinforced Bottom Rail



Transition from low to high fence sections. These specially designed fence sections provide an appealing way to unify your fence installation.



with S Curve

Heights: Transitions from 6' to 4'
Picket Style: 7/8" x 7" Tongue & Groove
Steel Reinforced Bottom Rail




with Swoop

Heights: Transitions from 6' to 4'
Picket Style: 7/8" x 7" Tongue & Groove
Steel Reinforced Bottom Rail



For homeowners who like their privacy with a touch of style, the Chesterfield with Victorian Accent or with Spindle Accent offers two great choices.



with Victorian Accent

Heights: 4' 10" plus 1' 2" Accent
Picket Style: 7/8" x 7" Tongue & Groove
Steel Reinforced Bottom Rail



with Spindle Accent*

Heights: 4' 10" plus 1' 2" Accent
Picket Style: 7/8" x 7" Tongue & Groove
Steel Reinforced Bottom Rail



*Spindle Accent available in Black only

Chesterfield CertaStucco™ Texture



Almond

Chesterfield CertaStucco™ Texture



Bufftech's innovative alternative to traditional stucco walls, CertaStucco won't crumble, peel, chip or crack due to settlement, or stain like traditional stucco. It eliminates the time-consuming, costly task of digging a foundation and finishing the wall.

Heights: 4', 5' & 6'
Picket Style: 7/8" x 7" Tongue & Groove
Steel Reinforced Bottom Rail

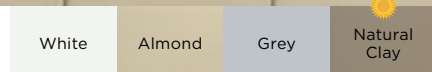


Chesterfield CertaStucco Texture in Almond

Chesterfield Smooth Finish



Distinctive
Deco Rail
Design



Chesterfield Smooth Finish



Top rails in ColorLast® colors feature reinforcement for added strength and durability.

Heights: 4', 5' & 6'
Picket Style: 7/8" x 7" Tongue & Groove
(4' not available in Natural Clay)
(Grey only available in 6')
Steel Reinforced Bottom Rail



Chesterfield Smooth finish in Almond

Chesterfield Smooth Finish Decorative Accents and Styles

Customers look to CertainTeed for the latest innovations in style and performance. We're bringing you privacy in a different view with Chesterfield's expanded selection of Smooth Finish Decorative Accents and Styles.

Add a unique, decorative style with Chesterfield Swoop and S Curve to make your fence stand out among the rest.



with Swoop  STC 21

Ideal for transitioning from low to high fence.

Heights: Transitions from 6' to 4'
Picket Style: 7/8" x 7" Tongue & Groove
Steel Reinforced Bottom Rail

White

Almond



with S Curve  STC 21

Ideal for transitioning from low to high fence.

Heights: Transitions from 6' to 4'
Picket Style: 7/8" x 7" Tongue & Groove
Steel Reinforced Bottom Rail

White

Almond

For homeowners who like their privacy with a touch of style, Chesterfield Smooth offers four great choices.



* Freedom to mix and match post and picket colors.

with Lattice Accent*



Heights: 4' 8" plus 1' 4" Accent
& 3' 8" plus 1' 4" Accent
Picket Style: 7/8" x 7"
Tongue & Groove
Steel Reinforced Bottom Rail

White

Almond



with Victorian Accent



Heights: 4' 8" plus 1' 4" Accent
Picket Style: 7/8" x 7" Tongue
& Groove and 7/8" x 1-1/2"
Steel Reinforced Bottom Rail

White

Almond



with Huntington Accent



Heights: 4' 8" plus 1' 4" Accent
Picket Style: 7/8" x 7" Tongue
& Groove and 1-1/2" Square
Steel Reinforced Bottom Rail

White

Almond



with Westminster Accent



Heights: 4' 8" plus 1' 4" Accent
Picket Style: 7/8" x 7" Tongue
Steel Reinforced Bottom Rail

White

New Lexington



White

Almond

New Lexington

New Lexington offers dependable performance at an economical price with features you'd expect to find on higher-end fence products. New Lexington includes Bufftech's signature "v" groove picket and Classic Curve deco rail design.

Heights: 4', 5' & 6'

Picket Style: 5/8" x 11-3/8" Tongue & Groove
Steel Reinforced Bottom Rail



New Lexington in White

New Lexington Decorative Accents and Styles

Customers look to CertainTeed for the latest innovations in style and performance. We're bringing you privacy in a different view with New Lexington's expanded selection of Smooth Finish Decorative Accents and Styles.

Add a unique, decorative style with New Lexington Swoop and S Curve to make your fence stand out among the rest.



with Swoop

Ideal for transitioning from low to high fence.

Heights: Transitions from 6' to 4'

Picket Style: 5/8" x 11-3/8" Tongue & Groove
Steel Reinforced Bottom Rail

White

Almond



with S Curve

Ideal for transitioning from low to high fence.

Heights: Transitions from 6' to 4'

Picket Style: 5/8" x 11-3/8" Tongue & Groove
Steel Reinforced Bottom Rail

White

Almond

For homeowners who like their privacy with a touch of style, New Lexington with Lattice and Victorian Accent offers two great choices.



with Lattice Accent

Heights: 4' 11" plus 1' 1" Accent
Picket Style: 5/8" x 11-3/8" Tongue & Groove
Steel Reinforced Bottom Rail

White	Almond
-------	--------



with Victorian Accent

Heights: 4' 11" plus 1' 1" Accent
Picket Style: 5/8" x 11-3/8" Tongue & Groove
Steel Reinforced Bottom Rail

White	Almond
-------	--------

Breezewood



Breezewood Select Cedar Texture in Arctic Blend




Breezewood Select Cedar Texture



Thru-picket "good neighbor", modern design is equally attractive on both sides. Top rails in ColorLast® colors feature reinforcement for added strength and durability.

Heights: 4', 5' & 6'
Picket Style: 7/8" x 3"
Picket Spacing: 21/32"
Steel Reinforced Bottom Rail



Imperial



Imperial in Weathered Blend.

White	Almond	 Natural Clay	 Weathered Blend	 Timber Blend	 Frontier Blend	 Arbor Blend	 Arctic Blend	 Brazilian Blend	 Sierra Blend
-------	--------	--	---	--	--	---	--	---	--

Imperial Select Cedar Texture



Heights: 4', 5' & 6'
(5' & 6' include midrail)
Picket Style: 7/8" x 3"
Picket Spacing: 7/16"
Steel Reinforced Bottom Rail



Imperial in Almond.

White

Almond

Natural
Clay

Imperial Smooth Finish



Heights: 4', 5' & 6'


(5' & 6' include midrail)

Picket Style: 7/8" x 3"

Picket Spacing: 7/16"

Steel Reinforced Bottom Rail

Columbia



Columbia with Lattice in White.

White

Columbia with Lattice



Heights: 5' & 6' (Lattice 6' only)
Picket Style: 7/8" x 6" Ribbed
Picket Spacing: 4-9/16"
Columbia uses Millbrook style gate
Aluminum Reinforced Bottom Rail



Columbia in White.



Millbrook in White.


White

Almond

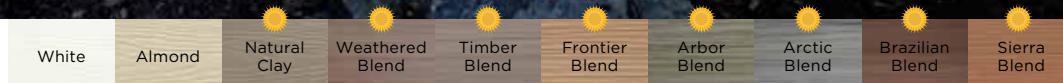
Millbrook

Heights: 5' & 6'
Picket Style: 7/8" x 6" Ribbed
Picket Spacing: 13/16"
Steel Reinforced Bottom Rail

Baron



Baron Select Cedar Texture with Midrail in Weathered Blend



Baron Select Cedar Texture

Thru-picket “good neighbor” design is equally attractive on both sides. Top rails in ColorLast® colors feature reinforcement for added strength and durability.

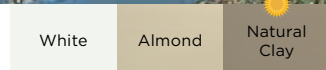
Heights: 4', 5' & 6' (5' & 6' include midrail)
Picket Style: 7/8" x 3"
Picket Spacing: 2-15/16"
Steel Reinforced Bottom Rail



Baron Select Cedar Texture in Brazilian Blend



Baron in White



Baron Smooth Finish

Heights: 4', 5' & 6' (5' & 6' include midrail)

Picket Style: 7/8" x 3"

Picket Spacing: 2-15/16"

Steel Reinforced Bottom Rail



Baron with Midrail in Almond

Princeton



Princeton in White

White

Almond

Princeton

Heights: 4', 5' & 6' (5' & 6' include midrail)

Picket Style: 7/8" x 1-1/2"

Picket Spacing: 1-3/4"

Steel Reinforced Bottom Rail



Princeton with Midrail in White

White

Almond

Princeton with Midrail



Heights: 4', 5' & 6' (5' & 6' include midrail)

Picket Style: 7/8" x 1-1/2"

Picket Spacing: 1-3/4"

Steel Reinforced Bottom Rail

Countess



Countess in White

White

Almond

Countess

Heights: 4', 5' & 6' (5' & 6' include midrail)
Picket Style: 7/8" x 1-1/2", 7/8" x 3"
Picket Spacing: 2-5/16"
Steel Reinforced Bottom Rail



Countess with Midrail in White

Victorian

EXTRUDED CONTEMPORARY FENCE



Victorian in White

White

Almond

Victorian

Heights: 4', 5' & 6' (5' & 6' include midrail)
Picket Style: 7/8" x 1-1/2"
Picket Spacing: 3-5/8"
Steel Reinforced Bottom Rail



Victorian with Midrail in Almond

Manchester



Manchester in White

White

Almond

Manchester

Thru-picket "good neighbor" design is equally attractive on both sides. Thru-picket styles are 8' wide.

Heights: 3', 4'

Picket Style: 1-1/2" Square

Picket Spacing: 1-9/16"

Steel Reinforced Bottom Rail



White



White

Classic Impressions™ Posts
Recessed design (on all four sides of post)
or Fluted design (on two sides of post)

Heights: 3' & 4'
(available specifically to complement Manchester fence for flat and concave styles)



Manchester in White

White

Almond

Manchester Concave

Heights: 3', 4'

Picket Style: 1-1/2" Square

Picket Spacing: 1-9/16"

Steel Reinforced Bottom Rail

Danbury




Danbury Select Cedar Texture in Sierra Blend



Danbury Select Cedar Texture Straight/Concave

Thru-picket “good neighbor” design
is equally attractive on both sides.
Thru-picket styles are 8' wide.

Heights: 4'
Picket Style: 3" Pointed Picket
Picket Spacing: 2-15/16"
Steel Reinforced Bottom Rail



Danbury Smooth Finish Straight in White

White

Almond

 Natural
Clay

Danbury Smooth Finish Straight


Thru-picket
“good neighbor” design

Heights: 4’
Picket Style: 3” Pointed Picket
Picket Spacing: 2-15/16”
Steel Reinforced Bottom Rail



Danbury Concave in White

Rothbury



Rothbury Concave in White

White

Almond

Rothbury Straight/Concave

Thru-picket “good neighbor” design

Heights: 4'

Picket Style: 3" Dog Ear Picket

Picket Spacing: 2-15/16"


Steel Reinforced Bottom Rail



Rothbury Straight in White

Cape Cod

EXTRUDED TRADITIONAL FENCE



Cape Cod Concave

White

Cape Cod Straight/Concave

Heights: 3', 4' & 5'

Picket Style: 3" Pointed Picket

Picket Spacing: 2-7/16"



Cape Cod Straight

Post & Rail




4-Rail CertaGrain Texture in Sierra Blend



4-Rail CertaGrain Texture

Bufftech's post & rail fence provides a safe, reliable enclosure for horses and other livestock. Available with CertaGrain Texture, our post & rail fence offers the authentic look of painted wood fence with the durability, low maintenance and proven performance of Bufftech's premium vinyl design.

Rail Size (White): 1-1/2" x 5-1/2" Ribbed
Rail Size (Blend Colors*): 2" x 6" Ribbed
Ribbed Reinforced Rails



Safe for
horses



4-Rail Smooth Finish

Rail Size: 1-1/2" x 5-1/2" Ribbed,
2" x 6" Ribbed
Ribbed Reinforced Rails

White

Almond



3-Rail CertaGrain Texture in Brazilian Blend

3-Rail CertaGrain Texture

Rail Size (White):
1-1/2" x 5-1/2" Ribbed
Rail Size (Blend Colors*):
2" x 6" Ribbed
Ribbed Reinforced Rails

White

Weathered
Blend

Arctic
Blend

Brazilian
Blend

Sierra
Blend



3-Rail Smooth Finish

Rail Size:
1-1/2" x 5-1/2" Ribbed,
2" x 6" Ribbed
Ribbed Reinforced Rails

White

Almond



2-Rail CertaGrain Texture in Arctic Blend

2-Rail[†] CertaGrain Texture

Rail Size (White):

1-1/2" x 5-1/2" Ribbed

Rail Size (Blend Colors*):

2" x 6" Ribbed

Ribbed Reinforced Rails

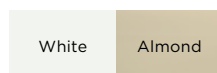


2-Rail[†] Smooth Finish

Rail Size:

1-1/2" x 5-1/2" Ribbed

Ribbed Reinforced Rails



Crossbuck[†]

Rail Size: 1-1/2" x 5-1/2" Ribbed


Ribbed Reinforced Rails



*CertaGrain Post & Rail fence in Blend colors are installed on 6' post centers. Consult our product installation instructions at certainteed.com for full details.

[†] 2-Rail & Crossbuck decorative only .

Extruded Gates



Breezewood Select Cedar Texture in Brazilian Blend

Chesterfield CertaGrain Texture in Arctic Blend

Chesterfield Smooth Finish Concave Gate with Victorian Accent in White

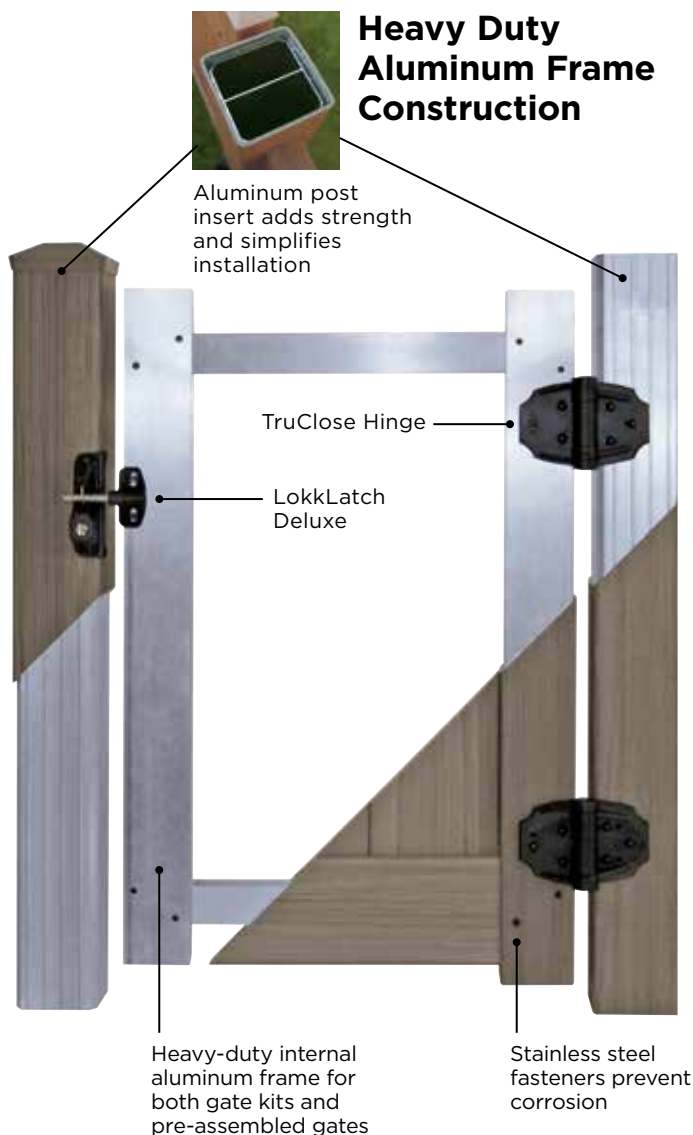
Chesterfield CertaGrain Texture Concave Gate with Victorian Accent in Sierra Blend

Chesterfield CertaGrain Texture Convex Gate with Victorian Accent in Weathered Blend

Chesterfield Smooth Finish Convex Gate with Victorian Accent in White



Bufftech offers a wide selection of residential gates designed to match all of our fence styles, in a choice of heights and widths. Beautiful and durable, Bufftech gates deliver easy installation and great performance. Choose from unassembled gate kits or pre-assembled gates that ship ready to install.



	Pre-Assembled Gate Widths	Unassembled Gate Kit Max Width	Extension Kit Required**
Brookline	50-1/2"	70"	Yes
Galveston	50-1/2"	50-1/2"	No
Chesterfield[†]	36-1/2" 50-1/2" 64-3/4"	70"	Yes
Chesterfield Concave Accent	50-1/2"	na	na
Chesterfield Convex Accent	50-1/2"	na	na
New Lexington	42-1/2" 50-1/2" 65-1/4"	72"	Yes
Breezewood	50"	60"	Yes
Imperial	50"	72"	Yes
Millbrook / Columbia	50"	60"	Yes
Baron	50"	72"	Yes
Princeton	50"	72"	Yes
Countess	50"	72"	Yes
Victorian	50"	72"	Yes
Manchester	50"	50"	No
Manchester Concave	na	50"	No
Danbury	50"	50"	No
Cape Cod	50"	60"	Yes
Rothbury	50"	50"	No
2-Rail*	na	72"	na
3-Rail*	na	96"	na
4-Rail*	na	96"	na
Crossbuck*	na	96"	na


[†] Not all widths available in all heights/styles

* All Gates are rackable, except Post & Rail (2-Rail, 3-Rail and 4-Rail smooth finish), and Crossbuck styles.

** For unassembled gate kits over 50" wide to achieve maximum width

Stainless Steel Gate Hardware

Give your gate the old-world look of wrought iron with our rugged, rust-free stainless steel gate hardware. The hardware includes hinge, strike and latch and is available in Black Pebble.



High Performance Nylon Gate Hardware Kits

Versatile and virtually maintenance free, our premium nylon gate hardware offers key lockable latches, self-closing hinges and contoured gate handles. Available in Black.

LokkLatch® Key-Lockable Gate Latch, GateHandle™, MagnaLatch® Magnetic Safety Gate Latch, LokkLatch Magnetic™ and TruClose® Self-Closing Gate Hinges are registered trademarks of D&D Technologies.



Accessories




PVC Post Caps

Bufftech's standard PVC post caps come in a variety of styles.



Decorative Post Caps



Bufftech's decorative post caps feature a metallic and powder coat finish.



Solar Post Caps & Lighting

Eco-friendly LED lights provide the ultimate in solar-powered accent lighting. Batteries included.

Solar Post Caps



*Fits both 4" x 4" and 5" x 5" post sizes. Adapter included.

Solar Wedge Lights



Vinyl Arbors



Aristocrat II

Outside Dimensions: 91"h x 72"w x 31"d

Inside Dimensions: 78-1/2"h x 58"w x 31"d

White



Vineyard Pergola

Outside Dimensions: 93"h x 89"w x 54"d

Inside Dimensions: 84"h x 48"w x 54"d

White



Beaumont

Outside Dimensions: 96"h x 57"w x 32"d

Inside Dimensions: 90"h x 49"w x 32"d

White

Specifications & Color Availability

		Fence Type	Height	Racking	Post Size	Section Width	Picket Size	Picket Spacing	Code	Metal Rail/Panel Reinforcement
Privacy	Allegheny™	Molded	3', 4', 6'	Stepping Recommended	5" x 5"	72", 96"	N/A	N/A		Top, Bottom
	Sherwood™	Molded	4', 6'	Stepping Recommended	5" x 5"	72", 96"	N/A	N/A		Top, Bottom
	Brookline Smooth	Extruded	4', 5', 6'	Stepping Recommended	5" x 5"	72"	7/8" x 7" Tongue & Groove	N/A		Bottom**
	Brookline CertaGrain	Extruded	4', 5', 6'	Stepping Recommended	5" x 5"	72"	7/8" x 7" Tongue & Groove	N/A		Bottom**
	Galveston Smooth	Extruded	7', 8'	5° *	5" x 5"	96"	7/8" x 7" Tongue & Groove	N/A		Top, Middle, Bottom
	Galveston CertaGrain	Extruded	7', 8'	5° *	5" x 5"	96"	7/8" x 7" Tongue & Groove	N/A		Top, Middle, Bottom
	Chesterfield Smooth	Extruded	4', 5', 6'	10° *	5" x 5"	96"	7/8" x 7" Tongue & Groove	N/A		Bottom**
	Chesterfield CertaGrain	Extruded	4', 5', 6'	10° *	5" x 5"	96"	7/8" x 7" Tongue & Groove	N/A		Bottom**
	Chesterfield CertaStucco	Extruded	4', 5', 6'	10° *	5" x 5"	96"	7/8" x 7" Tongue & Groove	N/A		Bottom
	New Lexington	Extruded	4', 5', 6'	7° *	5" x 5"	96"	5/8" x 11-3/8" Tongue & Groove	N/A		Bottom
Semi-Private	Breezewood Select Cedar	Extruded	4', 5', 6'	Stepping Recommended	5" x 5"	96"	7/8" x 3"	21/32"		Bottom**
	Imperial Smooth	Extruded	4', 5', 6'	10° 5°	4" x 4" 5" x 5"	96"	7/8" x 3"	7/16"		Bottom**
	Imperial Select Cedar	Extruded	4', 5', 6'	10° 5°	4" x 4" 5" x 5"	96"	7/8" x 3"	7/16"		Bottom**
	Columbia	Extruded	5', 6'	5°	5" x 5"	96"	7/8" x 6" Ribbed	4-9/16"		Bottom (Aluminum)
	Millbrook	Extruded	5', 6'	5°	5" x 5"	96"	7/8" x 6" Ribbed	13/16"		Bottom
Contemporary	Baron Smooth	Extruded	4', 5', 6'	10° 5°	4" x 4" 5" x 5"	96"	7/8" x 3"	2-15/16"		Bottom**
	Baron Select Cedar	Extruded	4', 5', 6'	10° 5°	4" x 4" 5" x 5"	96"	7/8" x 3"	2-15/16"		Bottom**
	Princeton	Extruded	4', 5', 6'	10° 5°	4" x 4" 5" x 5"	96"	7/8" x 1-1/2"	1-3/4"		Bottom
	Countess	Extruded	4', 5', 6'	10° 5°	4" x 4" 5" x 5"	96"	7/8" x 1-1/2" 7/8" x 3"	2-5/16"		Bottom
	Victorian	Extruded	4', 5', 6'	10° 5°	4" x 4" 5" x 5"	96"	7/8" x 1-1/2"	3-5/8"		Bottom
Classic	Manchester	Extruded	3', 4'	5°	5" x 5"	96"	1-1/2" x 1-1/2"	1-9/16"		Bottom
Traditional	Danbury Smooth	Extruded	4'	5°	4" x 4"	96"	7/8" x 3"	2-15/16"		Bottom
	Danbury Select Cedar	Extruded	4'	5°	4" x 4"	96"	7/8" x 3"	2-15/16"		Bottom
	Rothbury	Extruded	4'	5°	4" x 4"	96"	7/8" x 3"	2-15/16"		Bottom
	Cape Cod	Extruded	3', 4', 5'	15° 15°	4" x 4" 5" x 5"	72"	7/8" x 3"	2-7/16"		None
Post & Rail	Post & Rail Smooth	Extruded	3', 4', 5'	5°	5" x 5"	96"	N/A	N/A		None
	Post & Rail CertaGrain	Extruded	3', 4', 5'	5°	5" x 5"	96" White 72" Blend Colors	N/A	N/A		None
	Crossbuck	Extruded	4'	5°	5" x 5"	96"	N/A	N/A		None

*Accents will reduce the amount of racking

**Reinforced top rail for ColorLast® colors

Rails		White	Almond	Grey	Natural Clay	Weathered Blend	Timber Blend	Canyon Blend	Frontier Blend	Arbor Blend	Arctic Blend	Brazilian Blend	Sierra Blend	Honey Blend	Brown Granite	Beige Granite	Gray Granite	Black Granite	Desert Granite	Dark Brown Granite	Walnut Brown	Red Cedar	Nantucket Gray	Black Oak	Gold Cedar
															●	●	●	●	●	●					
	2" x 6" Deco x 71"	●	●		●																				
	2" x 6" Channeled x 71"					●					●	●	●												
	2" x 6" Deco x 95" (Top/Bottom) 2" x 6" x 95" (Midrail)	●	●																						
	2" x 6" Channeled x 95" (Top/Bottom) 2" x 6" x 95" (Midrail)				●	●			●	●	●	●	●												
	2" x 6" Deco x 95"	●	●	●	●																				
	2" x 6" Channeled x 95"	●	●		●	●	●	●	●	●	●	●	●	●											
	2" x 6" Channeled x 95"		●																						
	1-1/2" x 5-1/2" Deco x 95"	●	●																						
	2" x 6" x 95"	●	●		●	●					●	●	●												
	1-3/4" x 3-1/2" x 95-1/2"	●	●		●																				
	1-3/4" x 3-1/2" x 95-1/2"	●	●		●	●	●		●	●	●	●	●												
	3-1/2" x 3-1/2" x 94"	●																							
	2" x 6" x 94-1/2" (Top/Bottom) 1-3/4" x 3-1/2" x 94-1/2" (Midrail)	●	●																						
	1-3/4" x 3-1/2" x 95-1/2"	●	●		●																				
	1-3/4" x 3-1/2" x 95-1/2"	●	●		●	●	●		●	●	●	●	●												
	1-3/4" x 3-1/2" x 95-1/2"	●	●																						
	1-3/4" x 3-1/2" x 95-1/2"	●	●																						
	1-3/4" x 3-1/2" x 95-1/2"	●	●																						
	2" x 6" x 94-1/2" (Bottom) 2" x 3-1/2" x 95" (Top)	●	●																						
	1-3/4" x 3-1/2" x 95-1/2"	●	●		●																				
	1-3/4" x 3-1/2" x 95-1/2"	●	●		●	●				●	●		●												
	1-3/4" x 3-1/2" x 95-1/2"	●	●																						
	1-3/4" x 3-1/2" x 95-1/2"	●	●																						
	1-3/4" x 3-1/2" x 71-1/2"	●																							
	1-1/2" x 5-1/2" Ribbed or 2" x 6" Ribbed	●	●																						
	1-1/2" x 5-1/2" Ribbed (white) or 2" x 6" Ribbed (blend colors)	●				●					●	●	●												
	1-1/2" x 5-1/2" Ribbed	●																							

† 5' and 6' fence height meet pool code

Colors and Textures Molded

Allegheny™



Sherwood™



Colors and Textures Extruded

CertaStucco™



Smooth



Select Cedar



CertaGrain®



Make a Smart Investment

PERFORMANCE FEATURES

Bufftech

Lifetime limited warranty	✓
Transferable warranty*	✓
5-year labor warranty*	✓
Dark color fade warranty	✓
Made in the USA	✓
Never needs painting or staining	✓
Won't chip, peel, crack or splinter	✓
Won't rot or support mold growth	✓
Impervious to termites/wood-boring insects	✓
Lead free	✓
No harmful chemicals	✓
High-quality raw materials	✓
Concealed fasteners	✓
Rigid design	✓
Wide choice of colors	✓
Innovative textures	✓
Steel reinforced rails	✓
Class A rating for flame spread	✓
Self-extinguishing	✓
Easy to assemble	✓
Building code compliant	✓
Meets ASTM standards	✓

*Bufftech extruded only



facebook.com/certainteedCurbAppeal



[YouTube youtube.com/ctCurbAppeal](https://youtube.com/ctCurbAppeal)



CertainTeed Corporation

CEILINGS • DECKING • FENCE • GYPSUM • INSULATION • RAILING • ROOFING • SIDING • TRIM

20 Moores Road Malvern, PA 19355 Professional: 800-233-8990 Consumer: 800-782-8777 certainteed.com

© 01/19 CertainTeed Corporation, Printed in the USA, Code No. 40-40-70610